



Children's Services - 2018

As Service System Manager, DNSSAB's Children's Services plays an active role in the planning, managing and funding of early learning and licensed child care programs throughout the Nipissing District. We are committed to promoting high quality services that are accessible, affordable, responsive and inclusive.

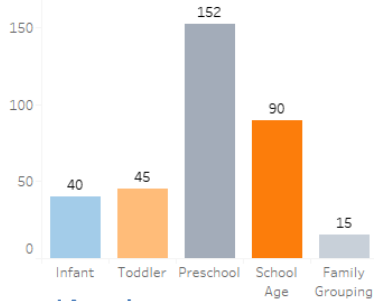
Licensed Child Care



Licensed Child Care Spaces

Infant	120
Toddler	298
Preschool	694
JK/SK	535
School Age	1,225
Family Grouping	30
Licensed Homes	420
Recreation	5
Total Spaces	3,327

2019 Approved Expansions



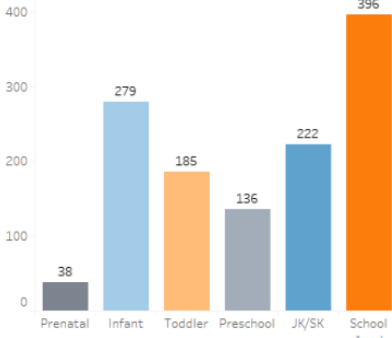
- 15 Licensed Agencies
- 3 Licensed Home-Based providers
- 2 Authorized Recreation programs

Child Care Waitlist Registry

*Waitlist data reported as of December 31, 2018

- 1,636 Total Children on Waitlist (including those placed and still on list)
- 1,256 Children Waiting for Care (no services received)
- 898 Children Past Care Date Needed (358 future need)
- 487 Children Placed (and no longer on list)

Unique Children Waiting for Care



Applications

7,486 Total Applications (all children)
5,063 'Waiting for Care' Applications

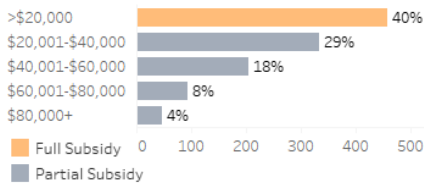
Child Care Fee Subsidy

Total Served in 2018

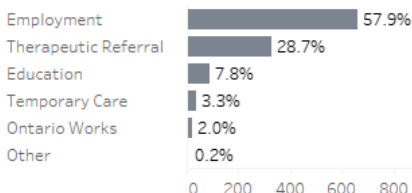


1,728 Children
1,136 Families

Financial Profile for Families Receiving Fee Subsidy in 2018

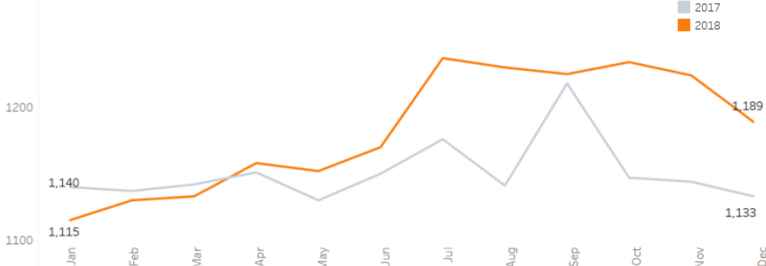


Reason for Service




Income Levels	Avg. Daily Parent Contribution
0-\$10,000	\$0.00
\$10,001-\$20,000	\$0.00
\$20,001-\$30,000	\$2.02
\$30,001-\$40,000	\$5.57
\$40,001-\$50,000	\$12.81
\$50,001-\$60,000	\$22.75
\$60,001-\$70,000	\$35.16
\$70,001-\$80,000	\$44.53
\$80,001-\$90,000	\$59.21
\$90,001-\$100,000	\$66.28
\$100,000+	\$88.54

Total Number of Fee Subsidized Children



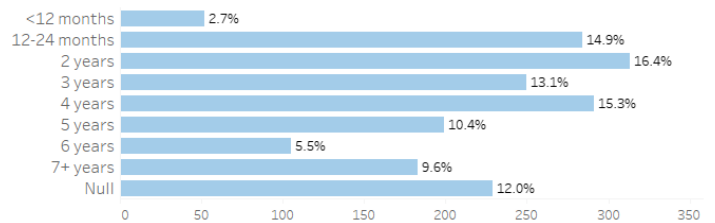
EarlyON Child & Family Centres



In 2018, we served:

- 1,612 Parents/Caregivers
- 18,353 Total Parent/Caregiver Visits
- 1,899 Unique Children
- 23,862 Total Children Visits

Children Served by Age Group

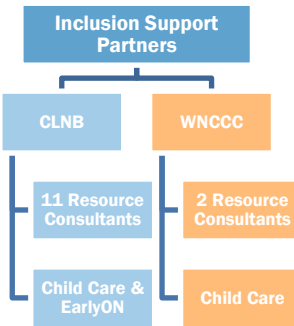


Inclusion Support Program

Inclusion Support Special Needs Resourcing allows children with special needs to participate in early years and child care programs with no additional costs to the parent or caregiver.



Children served in 2018:
245 in Child Care
36 in EarlyON



- Infant = 9
- Toddler = 38
- Preschool = 54
- JK/SK = 65
- School Age = 79

CLNB – Community Living North Bay
WNCCC – West Nipissing Child Care Corporation

Quality Assurance

Children's Services plays a key role in oversight, by ensuring that early years and licensed child care programs and services meet quality standards.

QA Visits to Child Care & EarlyON Centres in 2018



279 Total Visits
148 Formal Visits
131 Other Visits (Introductory, drop-in, follow-up, etc.)



Capacity Building & Professional Learning



20 Professional Learning sessions were offered in 2018

1000+ Professionals attended these activities



Contact Us

For more information on Children's Services, visit our website at www.dnssab.ca/children-services



(705) 474-2151 ext.3113



ChildrenServices@dnssab.ca