



CHILDREN'S SERVICES 2019 Accomplishments

LICENSED CHILD CARE



43
Child Care Sites



32
Located in Schools



13
French/
Bilingual Sites




29.5%
Access to Care

Licensed Child Care Spaces
(excluding licensed homes)

Infant	137
Toddler	304
Preschool	745
JK/SK	561
School Age	1,340
Family Grouping	60
Recreation	90

3,147 Total Spaces
**excluding recreation spaces*



15
Child Care Agencies



3
Home Agencies



1
Authorized Recreation Program

CHILD CARE WAITLIST REGISTRY

**Waitlist data reported as of December 31, 2019*

2,084
Total Children on the Waitlist
(includes those placed and still on the list)

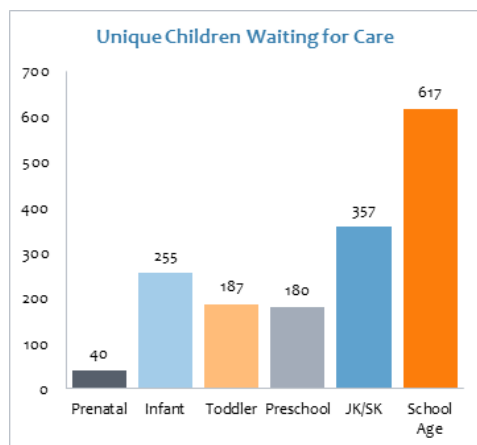
1,636 Children Waiting for Care
(no placement)

1,243 Children Past Care Date Needed

728 Children Placed
(and no longer on the list)

9,114
Total Applications
(all children)

6,732
'Waiting for Care'
Applications



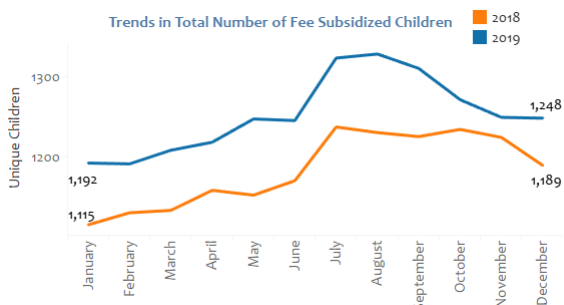
CHILD CARE FEE SUBSIDY



1,743
Total Children Served



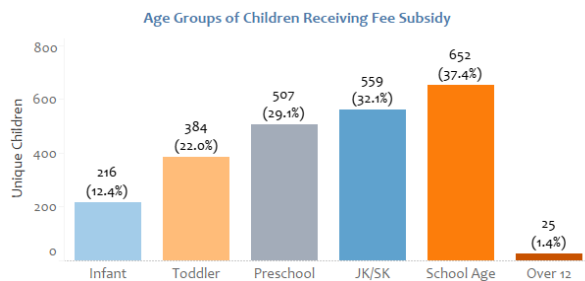
1,161
Total Families Served



Average Daily Parent Contribution by Income Level

Income Levels	Avg.DPC	Unique Families
0-\$10,000	\$0.00	286
\$10,001-\$20,000	\$0.00	186
\$20,001-\$30,000	\$1.93	156
\$30,001-\$40,000	\$5.77	131
\$40,001-\$50,000	\$12.36	110
\$50,001-\$60,000	\$23.36	91
\$60,001-\$70,000	\$35.75	62
\$70,001-\$80,000	\$47.47	25
\$80,001-\$90,000	\$53.46	38
\$90,001-\$100,000	\$65.00	13
\$100,000 +	\$88.33	11

**Temporary Care not included*



QUALITY ASSURANCE

212
Total Visits to Child Care & EarlyON Centres



16 Professional Learning sessions were offered in 2019

Approximately **400** professionals attended these activities

INCLUSION SUPPORT PROGRAM

Children served in 2019:

65 in EarlyON

331 in Child Care



EARLYON CHILD & FAMILY CENTRES



22
EarlyON Sites



15
Located in Schools



12
French/Bilingual Sites



5/3
Evening/Weekend Programs

In 2019, we served:



1,648
Parents/Caregivers



2,027
Unique Children



16,182
Parent/Caregiver Visits



22,409
Children Visits

Children Served by Age Group

